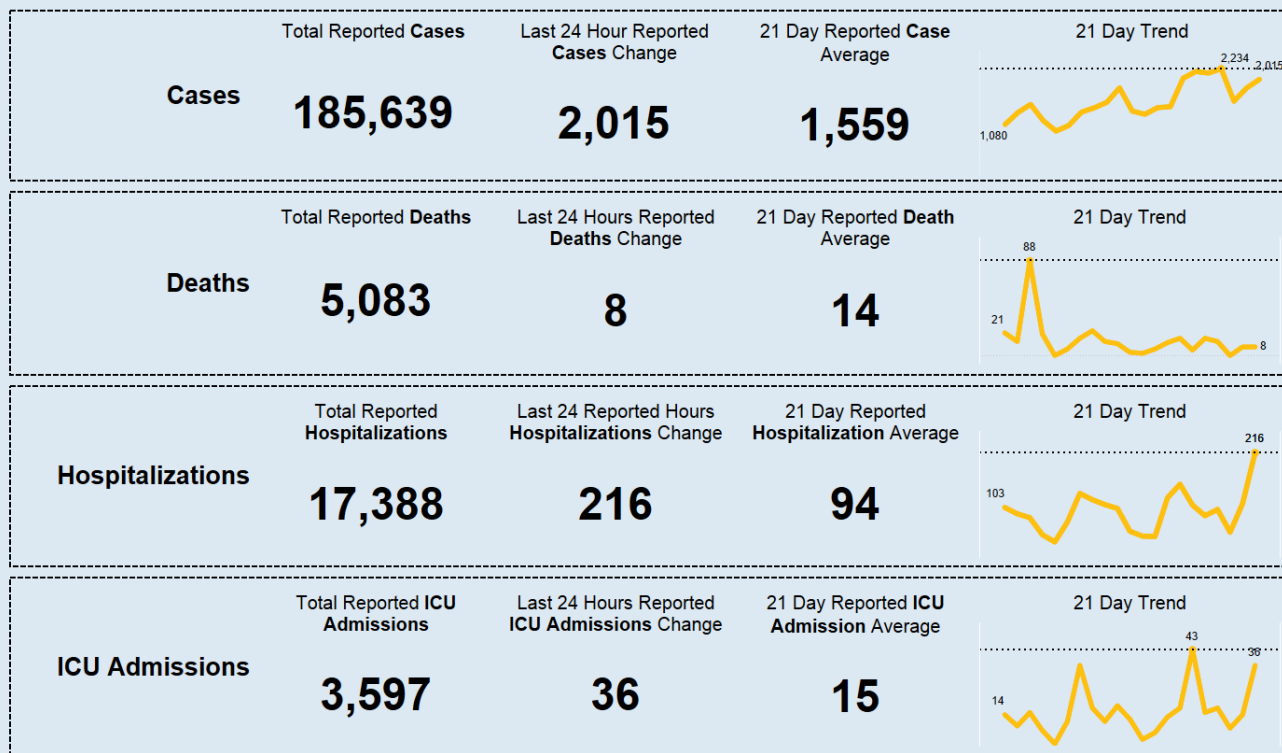


COVID - 19 | Key Indicators

Last Updated: 10-20-20



All dates are based when an indicator is reported and will not match data in other COVID-19 dashboards provided by the Ohio Department of Health. All other dashboards are based on onset date, date of hospitalization, or date of death.

Note: Totals include Confirmed and CDC Expanded Case Definition (Probable)



Department
of Health

All 88 Ohio Counties Ranked by Highest Occurrence COVID-19 Cases

The 14-day period used for this table covers data from Oct. 5 to Oct. 18. The data were pulled on Oct. 19 and exclude incarcerated individuals.
Shaded counties meet the Centers for Disease Control and Prevention definition of "high incidence" of COVID-19.

COUNTY	Cases Per 100K (10/05 to 10/18)	Case Count (10/05 to 10/18)	POPULATION	COUNTY	Cases Per 100K (10/05 to 10/18)	Cases Per 100K (10/05 to 10/18)	POPULATION	COUNTY	Cases Per 100K (10/05 to 10/18)	Cases Per 100K (10/05 to 10/18)	POPULATION	COUNTY	Cases Per 100K (10/05 to 10/18)	Cases Per 100K (10/05 to 10/18)	POPULATION
Putnam	490.2	166	33,861	Scioto	220.4	166	75,314	Franklin	152.3	2,006	1,316,756	Sandusky	102.5	60	58,518
Auglaize	440.2	201	45,656	Hamilton	219.3	1,793	817,473	Fairfield	146.6	231	157,574	Medina	102.4	184	179,746
Mercer	376.5	155	41,172	Hancock	216.4	164	75,783	Ottawa	143.1	58	40,525	Seneca	101.5	56	55,178
Fayette	354.1	101	28,525	Van Wert	215.7	61	28,275	Erie	138.7	103	74,266	Washington	98.5	59	59,911
Athens	344.4	225	65,327	Monroe	212.4	29	13,654	Williams	136.3	50	36,692	Champaign	97.7	38	38,885
Allen	335.1	343	102,351	Muskingum	212.3	183	86,215	Morrow	130.2	46	35,328	Cuyahoga	97.2	1,201	1,235,072
Jackson	333.2	108	32,413	Shelby	212.0	103	48,590	Richland	128.8	156	121,154	Morgan	96.5	14	14,508
Ross	297.4	228	76,666	Preble	210.4	86	40,882	Portage	126.8	206	162,466	Logan	92.0	42	45,672
Crawford	279.6	116	41,494	Holmes	207.0	91	43,960	Summit	125.7	680	541,013	Ashland	89.7	48	53,484
Darke	270.0	138	51,113	Vinton	206.3	27	13,085	Adams	122.8	34	27,698	Columbiana	81.5	83	101,883
Butler	269.6	1,033	383,134	Licking	193.9	343	176,862	Brown	122.0	53	43,432	Trumbull	76.8	152	197,974
Highland	245.6	106	43,161	Clinton	185.9	78	41,968	Delaware	121.4	254	209,177	Geauga	72.6	68	93,649
Fulton	244.5	103	42,126	Guernsey	180.1	70	38,875	Jefferson	120.9	79	65,325	Knox	72.2	45	62,322
Paulding	241.0	45	18,672	Tuscarawas	179.4	165	91,987	Gallia	120.4	36	29,898	Perry	72.0	26	36,134
Montgomery	240.2	1,277	531,687	Wyandot	179.1	39	21,772	Hardin	118.0	37	31,365	Meigs	65.5	15	22,907
Clark	240.1	322	134,083	Noble	173.3	25	14,424	Coshocton	114.8	42	36,600	Lorain	63.3	196	309,833
Miami	233.7	250	106,987	Madison	172.1	77	44,731	Mahoning	113.3	259	228,683	Lake	59.1	136	230,149
Warren	232.3	545	234,602	Marion	169.0	110	65,093	Defiance	110.3	42	38,087	Belmont	58.2	39	67,006
Greene	231.4	391	168,937	Pickaway	167.6	98	58,457	Lucas	109.5	469	428,348	Carroll	52.0	14	26,914
Lawrence	228.7	136	59,463	Clermont	166.2	343	206,428	Union	105.1	62	58,988	Ashtabula	37.0	36	97,241
Wayne	223.8	259	115,710	Wood	162.1	212	130,817	Stark	103.9	385	370,606	Hocking	28.3	8	28,264
Henry	222.2	60	27,006	Pike	158.4	44	27,772	Huron	103.0	60	58,266	Harrison	26.6	4	15,040



MIKE DEWINE
GOVERNOR OF OHIO



Department
of Health

coronavirus.ohio.gov

Top 20 Ohio Counties Ranked by Highest Occurrence

COVID-19 Cases

The 14-day period used for this table covers data from Oct. 5 to Oct. 18. The data were pulled on Oct. 19 and exclude incarcerated individuals.

COUNTY	Cases Per 100K (10/05 to 10/18)	Case Count (10/05 to 10/18)	POPULATION
Putnam	490.2	166	33,861
Auglaize	440.2	201	45,656
Mercer	376.5	155	41,172
Fayette	354.1	101	28,525
Athens	344.4	225	65,327
Allen	335.1	343	102,351
Jackson	333.2	108	32,413
Ross	297.4	228	76,666
Crawford	279.6	116	41,494
Darke	270.0	138	51,113
Butler	269.6	1,033	383,134
Highland	245.6	106	43,161
Fulton	244.5	103	42,126
Paulding	241.0	45	18,672
Montgomery	240.2	1,277	531,687
Clark	240.1	322	134,083
Miami	233.7	250	106,987
Warren	232.3	545	234,602
Greene	231.4	391	168,937
Lawrence	228.7	136	59,463



MIKE DEWINE
GOVERNOR OF OHIO



Department
of Health

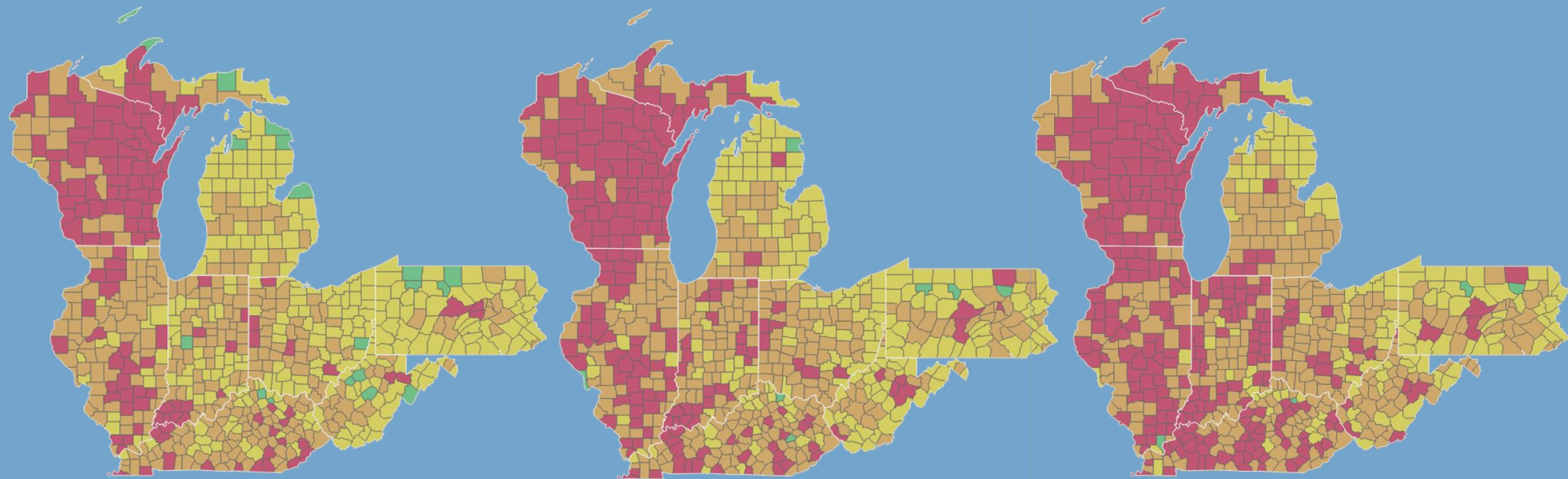
coronavirus.ohio.gov

COVID-19 | Case Rate per 100,000, by Date and County

10/4

10/11

10/18



Cases per 100k Residents - 7 Day Average

25+

10-24

1-9

<1

Ohio

Department
of Health



White House Coronavirus Task Force

Recommendations

We continue to see community spread initiated by social friends and family gatherings.

People must remember that seemingly uninfected family members and friends may be infected but asymptomatic.

Exposure to asymptomatic cases can easily lead to spread as people unmask in private gatherings.

Ask Ohioans to limit friend and family get-togethers to prevent situations where the virus can rapidly spread and reach those most at risk of complications.



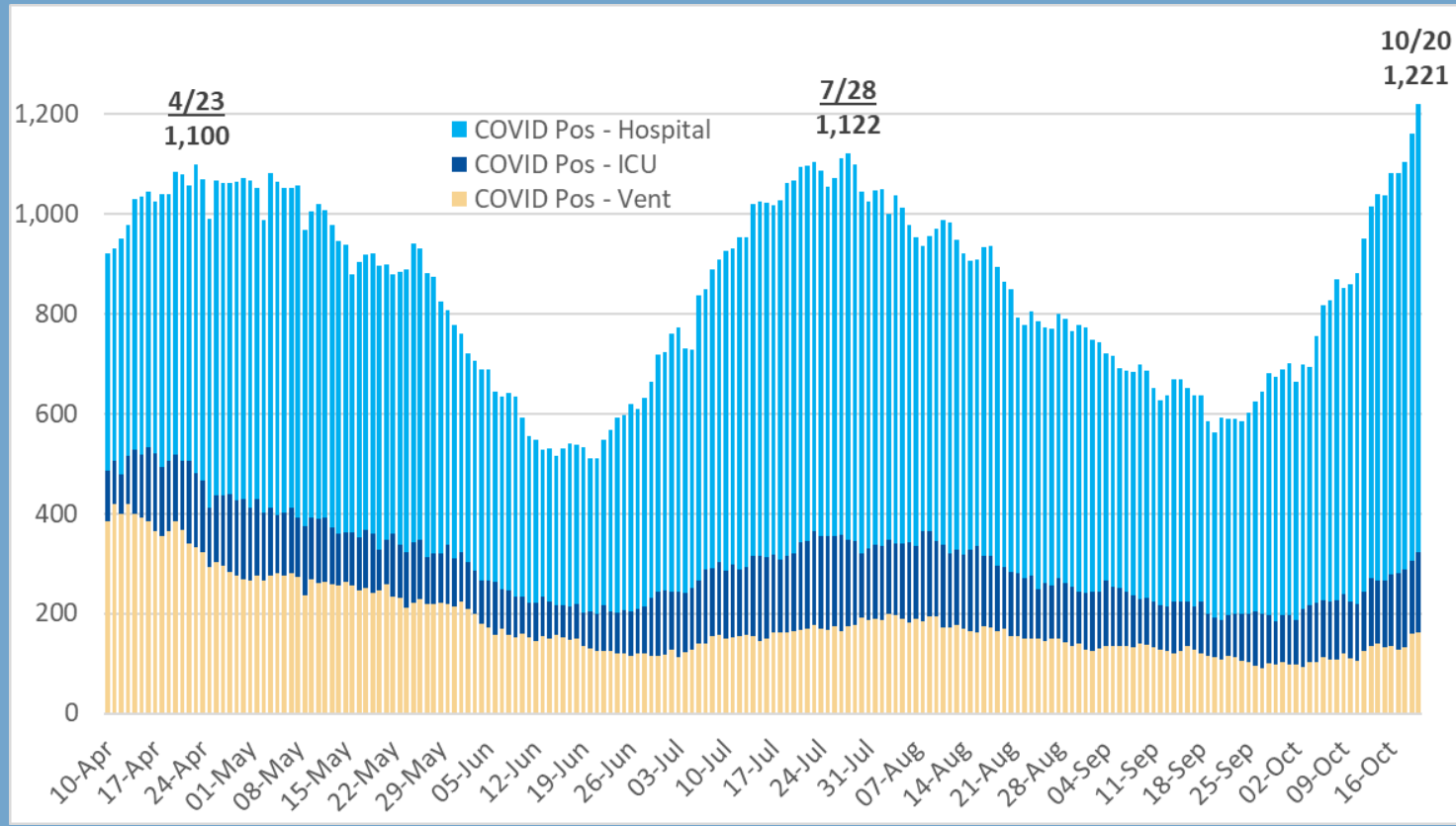
MIKE DEWINE
GOVERNOR OF OHIO

Ohio

Department
of Health

coronavirus.ohio.gov

Current Confirmed COVID - 19 Patient Count in Ohio Hospitals by Day *



Department
of Health

*Reported to the Ohio Department of Health by the Ohio Hospital Association. Data as of 10/20/2020.

Suspect charged with fatally shooting man at Austintown apartment complex

Keylan Davis, 32, was killed after a shooting at the Compass West Apartments Friday



5 injured in shooting, crash in Italian Village; 2 young children shot, suspect charged

Nyquan Hall, 23, is charged with felonious assault.

